



Category: Monoclonal Antibodies Cat. #: MAB-606030184
Product Name: Mouse Monoclonal Antibody to BMPR2

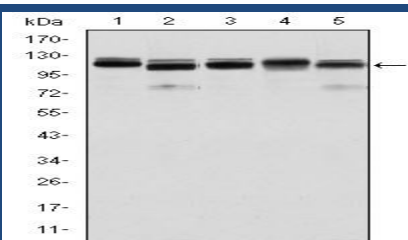


Figure 1: Western blot analysis using BMPR2 mouse mAb against Hela (1), A431 (2), NIH/3T3 (3), Cos7 (4) and PC-12 (5) cell lysate.

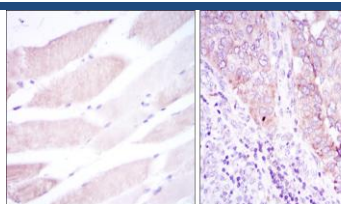


Figure 2: Immunohistochemical analysis of paraffin-embedded muscle tissues (left) and kidney cancer tissues (right) BMPR2 mouse mAb with DAB staining.

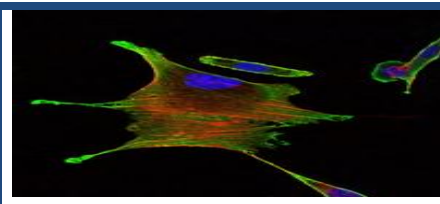
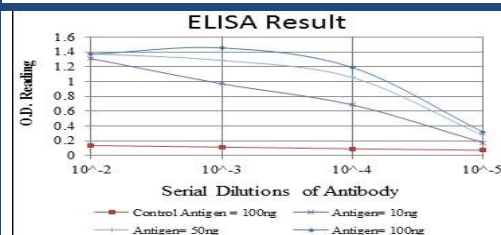


Figure 3: Immunofluorescence analysis of Eca109 cells using BMPR2 mouse mAb (green). Blue: DRAQ5 fluorescent DNA dye. Red: Actin filaments have been labeled with Alexa Fluor-555 phalloidin.



Lot#: Aliases: BMR2; PPH1; BMPR3; BRK 3; T-
Clone# 3F6 ALK; BMPR-II; FLJ41585; FLJ76945; BMPR2
Host and Isotype: Mouse IgG1 Entrez Gene: 659
Size: 0.1ml MW: 115kDa
Species reactivity: Human; Mouse;
Rat; Monkey

Description

This gene encodes a member of the bone morphogenetic protein (BMP) receptor family of transmembrane serine/threonine kinases. The ligands of this receptor are BMPs, which are members of the TGF-beta superfamily. BMPs are involved in endochondral bone formation and embryogenesis. These proteins transduce their signals through the formation of heteromeric complexes of two different types of serine (threonine) kinase receptors: type I receptors of about 50-55 kD and type II receptors of about 70-80 kD. Type II receptors bind ligands in the absence of type I receptors, but they require their respective type I receptors for signaling, whereas type I receptors require their respective type II receptors for ligand binding. Mutations in this gene have been associated with primary pulmonary hypertension, both familial and fenfluramine-associated, and with pulmonary venoocclusive disease. (provided by RefSeq)

Immunogen

Purified recombinant fragment of human BMPR2 expressed in E. Coli.

Applications

Western Blotting: 1/500 - 1/2000.

Immunohistochemistry: 1/200 - 1/1000.

Immunofluorescence: 1/200 - 1/1000.

ELISA: Propose dilution 1/10000.

Not yet tested in other applications.

Determining optimal working dilutions by titration test.

Formulation

Ascitic fluid containing 0.03% sodium azide.

Storage

Store at 4°C, for long term storage, store at -20°C.

Related product

References

1. J Heart Lung Transplant. 2008 Jun;27(6):668-74.
2. Genet Med. 2008 May;10(5):359-65.

For Research Use Only

Contact: Antagene, Inc. | Tel: 1 (866) 964-2589 | Fax: 1 (888) 225-1868 | Email:Info@antageneinc.com