



## Fatty Acid Synthase (ANT0054R) Rabbit mAb

CatalogNo: ANT8374 **Recombinant** 

Formulation: PBS,50%glycerol,0.05%Proclin 300,0.05%BSA  
Quantity : 100 ug/vial

### Host Species

- Rabbit

### MW

- 273kD (Calculated)
- 273kD (Observed)

### Reactivity

- Human,Mouse,Rat,

### Isotype

- IgG,Kappa

### Applications

- WB,IHC,IF,IP,ELISA

## Recommended Dilution Ratios

IHC 1:500-1:2000

WB 1:2000-1:10000

IF 1:200-1:1000

ELISA 1:5000-1:20000

IP 1:50-1:200

## Storage

**Storage\*** -15°C to -25°C/1 year(Do not lower than -25°C)

## Basic Information

**Clonality** Monoclonal

**Clone Number** ANT0054R

Endogenous

Target Information

Gene name FASN  
Protein Name Fatty acid synthase

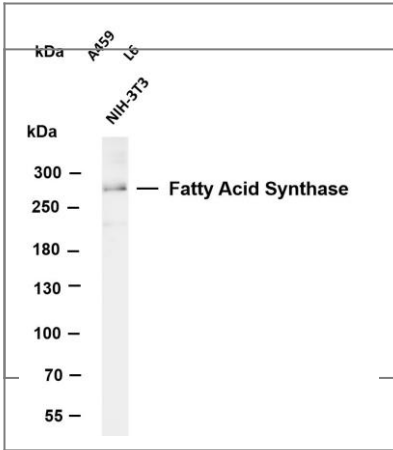
Organism	Gene ID	UniProt ID
Human	<a href="#">2194</a> ;	<a href="#">P49327</a> ;
Mouse		<a href="#">P19096</a> ;

Cellular Localization Cytoplasm

Tissue specificity Ubiquitous. Prominent expression in brain, lung, liver and mammary gland.

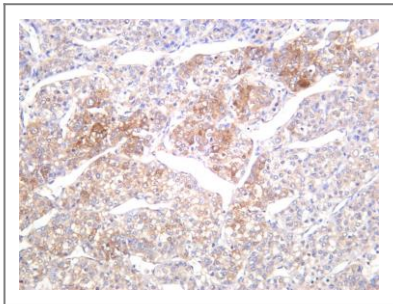
Function Catalytic activity:(3R)-3-hydroxyacyl-[acyl-carrier-protein] + NADP(+) = 3-oxoacyl-[acylcarrier-protein] + NADPH.,Catalytic activity:(3R)-3-hydroxypalmitoyl-[acyl-carrier-protein] = hexadec-2-enoyl-[acyl-carrier-protein] + H(2)O.,Catalytic activity:Acetyl-CoA + [acyl-carrierprotein] = CoA + acetyl-[acyl-carrier-protein].,Catalytic activity:Acetyl-CoA + n malonyl-CoA + 2n NADPH = a long-chain fatty acid + (n+1) CoA + n CO(2) + 2n NADP(+).,Catalytic activity:Acyl-[acyl-carrier-protein] + malonyl-[acyl-carrier-protein] = 3-oxoacyl-[acyl-carrierprotein] + CO(2) + [acyl-carrier-protein].,Catalytic activity:Acyl-[acyl-carrier-protein] + NADP(+) = trans-2,3-dehydroacyl-[acyl-carrier-protein] + NADPH.,Catalytic activity:MalonylCoA + [acyl-carrier-protein] = CoA + malonyl-[acyl-carrier-protein].,Catalytic activity:Oleoyle-[acyl-carrier-protein] + H(2)O = [acyl-carrier-protein] + oleate.,Function:Fatty acid synthetase catalyzes the formation of long-chain fatty acids from acetyl-CoA, malonyl-CoA and NADPH. This multifunctional protein has 7 catalytic activities and an acyl carrier protein.,miscellaneous:The relatively low beta-ketoacyl synthase activity may be attributable to the low 4'-phosphopantetheine content of the protein.,sequence Caution:Several sequencing errors.,similarity:Contains 1 acyl carrier domain.,subcellular location:Identified by mass spectrometry in melanosome fractions from stage I to stage IV.,subunit:Homodimer which is arranged in a head to tail fashion.,tissue specificity:Ubiquitous. Prominent expression in brain, lung, and liver.,

# Validation Data

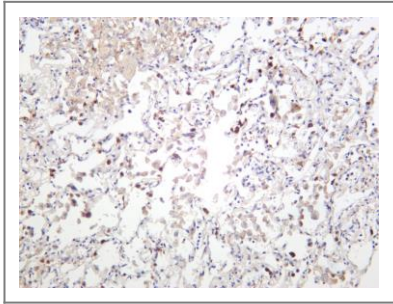


Various whole cell lysates were separated by 4-20% SDS-PAGE, and the membrane was blotted with anti-Fatty Acid Synthase (ANT0054R) antibody. The HRP-conjugated Goat anti-Rabbit IgG(H + L) antibody was used to detect the antibody. Lane 1: A549 Lane 2: L6 Predicted band size: 273kDa Observed band size: 273kDa

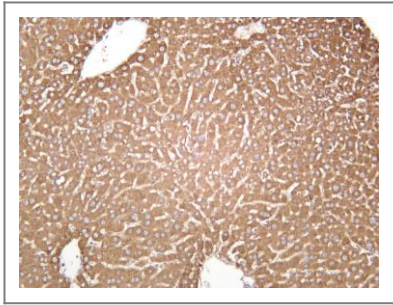
Various whole cell lysates were separated by 4-8% SDS-PAGE, and the membrane was blotted with anti-Fatty Acid Synthase (ANT0054R) antibody. The HRP-conjugated Goat anti-Rabbit IgG(H + L) antibody was used to detect the antibody. Lane 1: NIH-3T3 Predicted band size: 273kDa Observed band size: 273kDa



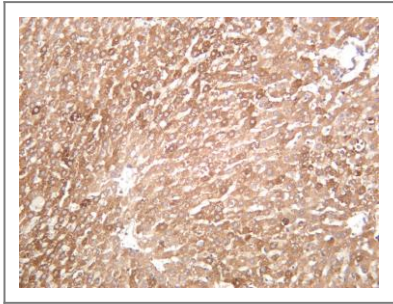
Human hepatocellular carcinoma was stained with anti-Fatty Acid Synthase (ANT0054R) rabbit antibody



Human lung was stained with anti-Fatty Acid Synthase (ANT0054R) rabbit antibody



Mouse liver was stained with anti-Fatty Acid Synthase (ANT0054R) rabbit antibody



Rat liver was stained with anti-Fatty Acid Synthase (ANT0054R) rabbit antibody

For Research use only, not for diagnostics and clinical use  
Contact Antagene Inc Tel 1-866-964-2589 Email: [info@antageneinc.com](mailto:info@antageneinc.com)