



Mouse Monoclonal Antibody **SIRT3** conjugated to Sepharose Beads

CatalogNo: **ANT8158-S**

Size 200ul

Storage Store at 4 °C for frequent use

Description

This Antagene antibody is immobilized via covalent binding of primary amino groups to N-hydroxysuccinimide (NHS)-activated sepharose beads. It is useful for immunoprecipitation assays.

SIRT3 (ANT0050R) Rabbit mAb

Formulation: 50% slurry in PBS pH 7.2 with 0.01mg NaN₃ preservative.

Host Species

- Rabbit
- Human, Mouse, Rat,

Reactivity

- WB, IHC, IF, IP, ELISA

Applications

MW

- 44kD (Calculated)
- 28kD (Observed)

Isotype

- IgG, Kappa

Recommended Dilution Ratios

IP

Basic Information

Clonality

Monoclonal

Clone Number ANT0050R

Immunogen Information

Specificity Endogenous

Gene name SIRT3

Protein Name NAD-dependent protein deacetylase sirtuin-3 mitochondrial

Organism	Gene ID	UniProt ID
Human	23410 ;	Q9NTG7 ;
Mouse		Q8R104 ;

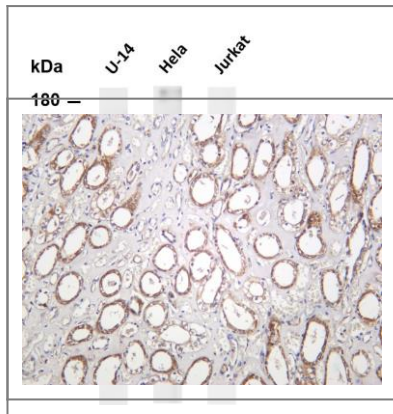
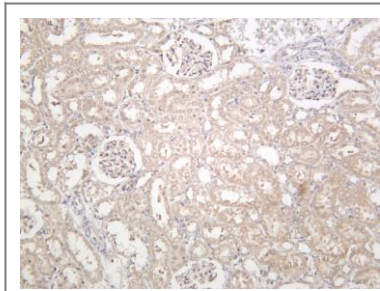
Cellular Localization Mitochondrion matrix

Tissue specificity Widely expressed.

Function Catalytic activity:NAD(+) + an acetylprotein = nicotinamide + O-acetyl-ADP-ribose + a protein.,cofactor:Binds 1 zinc ion per subunit.,Function:NAD-dependent deacetylase. Despite some ability to deacetylate histones in vitro, it is unlikely in vivo.,ANTM:Processed by mitochondrial processing peptidase (MPP) to give a 28 kDa product. Such processing is probably essential for its enzymatic activity.,similarity:Belongs to the sirtuin family.,similarity:Contains 1 deacetylase sirtuin-type domain.,tissue specificity:Widely expressed.,

Validation Data

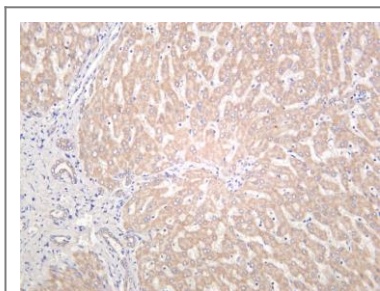
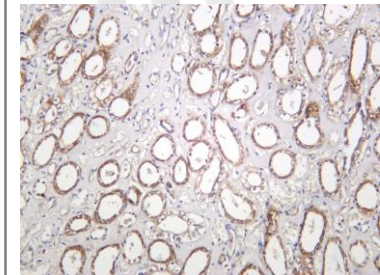
Rat liver was stained with anti-SIRT3 (ANT0050R) rabbit antibody



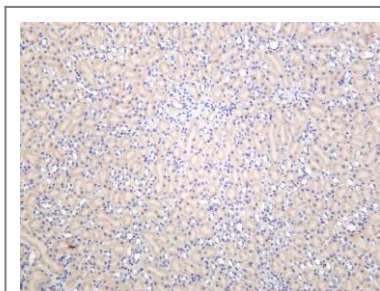
Various whole cell lysates were separated by 4-20% SDS-PAGE, and the membrane was blotted with anti-SIRT3 (ANT0050R) antibody. The HRPconjugated Goat anti-Rabbit IgG(H + L) antibody was used to detect the antibody. Lane 1: U-14 Lane 2: HeLa Lane 3: Jurkat
Predicted band size:

44kDa Observed band size: 28kDa

Human kidney was stained with anti-SIRT3 (ANT0050R) rabbit antibody



Human liver was stained with anti-SIRT3 (ANT0050R) rabbit antibody



Mouse liver was stained with anti-SIRT3 (ANT0050R) rabbit antibody

For Research use only, not for diagnostics and clinical use
Contact Antagene Inc Tel 1-866-964-2589 Email: info@antageneinc.com