



Mouse Monoclonal Antibody **IL18** conjugated to Sepharose Beads

CatalogNo: **ANT8085-M**

Size 200ul

Storage Store at 4 °C for frequent use

Description

This Antagene antibody is immobilized by the covalent reaction of hydrazinonicotinamide-modified antibody with formylbenzamide-modified beads. It is useful for immunoprecipitation.

IL18 (ANT0048R) Rabbit mAb

Formulation: Each vial contains 1mg/ml Magnetic Bead in PBS, pH 7.2, 0.05mg ANaN3.

Host Species

- Rabbit
- Human,
- WB,IHC,IF,IP,ELISA

Reactivity

Applications

MW

- 22kD (Calculated)
- IgG,Kappa
- 22kD (Observed)

Isotype

Recommended Dilution Ratios

IP

Basic Information

Clonality

Monoclonal

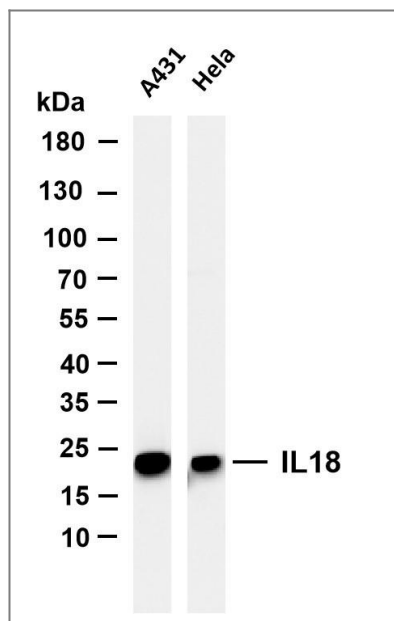
Clone Number ANT0048R

Immunogen Information Specificity

Endogenous

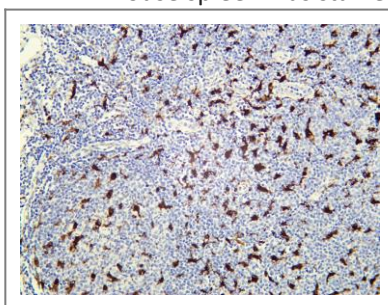
Gene name	IL18 IGIF IL1F4		
Protein Name	Interleukin-18 (IL-18) (Ibctadekin) (Interferon gamma-inducing factor) (IFN-gamma inducing factor) (Interleukin-1 gamma) (IL-1 gamma)		
	Organism	Gene ID	UniProt ID
	Human	3606 ;	Q14116 ;
	Mouse		P70380 ;
	Rat		P97636 ;
Cellular Localization	Cytoplasm		
Tissue specificity	Liver,Peripheral blood,Urinary bladder,		
Function	Function:Augments natural killer cell activity in spleen cells and stimulates interferon gamma production in T-helper type I cells.,online information:Interleukin-1 entry,similarity:Belongs to the IL-1 family.,		

Validation Data

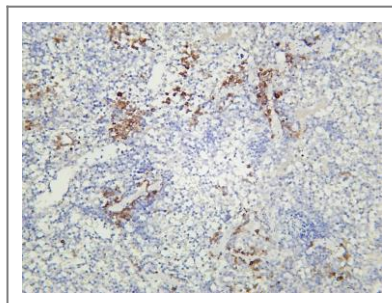


Various whole cell lysates were separated by 4-20% SDS-PAGE, and the membrane was blotted with anti-IL18 (ANT0048R) antibody. The HRPconjugated Goat anti-Rabbit IgG(H + L) antibody was used to detect the antibody. Lane 1: A431 Lane 2: HeLa Predicted band size: 22kDa Observed band size: 22kDa

Mouse spleen was stained with Anti-IL18 (ANT0048R) rabbit antibody



Human tonsil was stained with Anti-IL18 (ANT0048R)



rabbit antibody

For Research use only, not for diagnostics and clinical use
Contact Antagene Inc Tel 1-866-964-2589 Email: info@antageneinc.com